

Balancing Act

What you need:

1 shuffled deck of cards

Balancing Act Game sheet, one per player (following)

What you do:

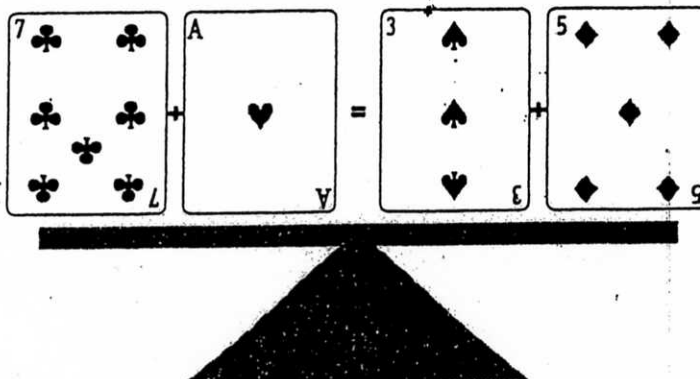
One player deals six cards to each player and stacks the rest of the cards facedown in a pile.

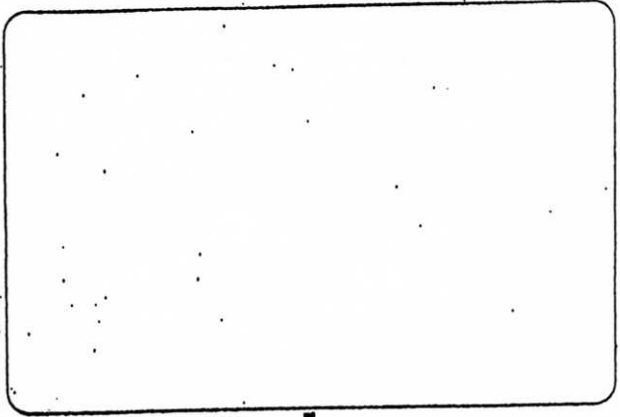
Each player chooses four cards from his or her hand to place on the game sheet. The object is to balance the scale by arranging the cards into two addition problems with equal sums. A player earns one point for balancing the scale. For example, a player could place a 7 and a 1 on one side of the scale and a 3 and a 5 on the other ($7 + 1 = 3 + 5$). A player can also place two cards of the same value on the scale to balance it ($4 + 0 = 0 + 4$).

At the end of a round, the cards played are placed at the bottom of the deck. The dealer shuffles the cards and gives six more to each player. Play continues in the same way.


The game ends when one player reaches ten points.

Variation: Children can play a similar game using subtraction or addition and subtraction. Cut out small squares of paper and write an operation sign on each (+ or -). You will need several of each sign. Children can use the operation signs and playing cards to create various balancing equations.

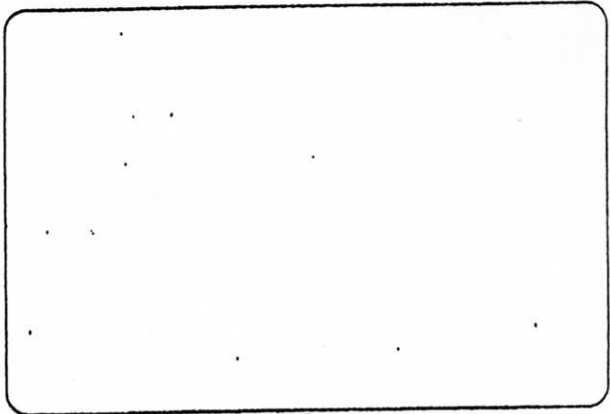




+



||



+

